

KNOT NINJAS



MAN CUB

Pink bead to be worn on leather cording. Must tie a square knot and overhand knot, and understand how each is used.

BALOO

White bead to be worn on leather cording. Must tie the Man Cub knots as well as Two Half-Hitches and understand how each are used.

BAGHEERA

Yellow bead to be worn on leather cording. Must tie the Man Cub and Baloo knots as well as a Taut-Line Hitch and understand how each are used.

KING LOUIE

Blue bead to be worn on leather cording. Must tie the Man Cub, Baloo, and Bagheera knots as well as the Bowline and understand how each are used.

SHERE KHAN

Red bead to be worn on leather cording. Must tie the Man Cub, Baloo, Bagheera, and King Louie knots as well as the Sheet Bend and understand how each are used.

AKELA

Green bead to be worn on leather cording. Must tie the Man Cub, Baloo, Bagheera, King Louie, and Shere Khan knots as well as the Clove Hitch and understand how each are used.

KNOT NINJA

Black bead to be worn on leather cording. Must tie the Man Cub, Baloo, Bagheera, King Louie, Shere Khan, and Akela knots and understand how each are used. Must be able to tie at least four (4) of those knots with your eyes closed. Must be able to tie at least two (2) with one hand.

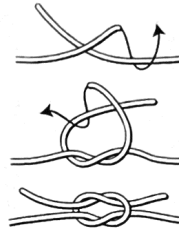
1	2	3	4	5	6	7
Man Cub	Baloo	Bagheera	King Louie	Shere Khan	Akela	Knot Ninja

CUB SCOUT KNOTS



MANCUB: OVERHAND KNOT

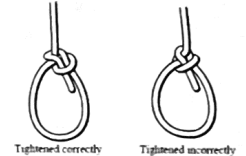
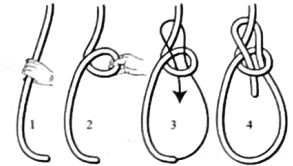
Use this knot on both ends of your rope to keep it from unraveling and as a "stopper" knot.



MANCUB: SQUARE KNOT

The square knot is used as a binding knot for such things as clamping a pad on a wound, tying a gathering rope on the male end of an extension cord, or as a shoestring knot. The bowknot we all use to tie our shoes with is really just a double slipped square knot. This knot is not for tying two ropes together because it can untie itself under the right conditions.

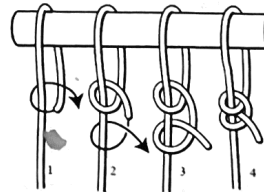
Square Knot Tip: Cross the right hand end of the knot over the left and tie it under, then cross the left hand end of the knot over the right and tie it under.



KING LOUIE: BOWLINE

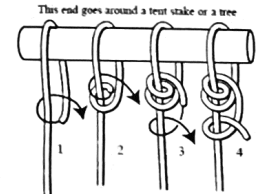
The bowline is used to make a non-slip loop on the end of a rope. It is called the "King of Knots" and it is so dependable that it can be used for rescue work.

Make sure you tighten it correctly.



BALOO: TWO HALF HITCHES

You can tie your rope onto almost anything with the two half hitches knot.



BAGHEERA: TAUTLINE HITCH

The tautline hitch is used as an adjustable knot in tent guy lines. Make sure you tighten it correctly!